

Guided Tour

**Your guide to getting started
with Britannica Academic**



Page 3 The Britannica Vision

History and mission of Britannica

Page 4 Britannica Academic Homepage

Features of the Britannica Academic Home Page

Page 5 Search Results

Access millions of articles and multimedia content

Page 6 Article Page Tools

Features and tools within Britannica Article content

Page 7 Multimedia Page Tools

Features and tools within Britannica multimedia content

Page 8 My Research

Organise and favourite your Britannica content

Page 9 Contact Us

Login and contact information

The Britannica Vision

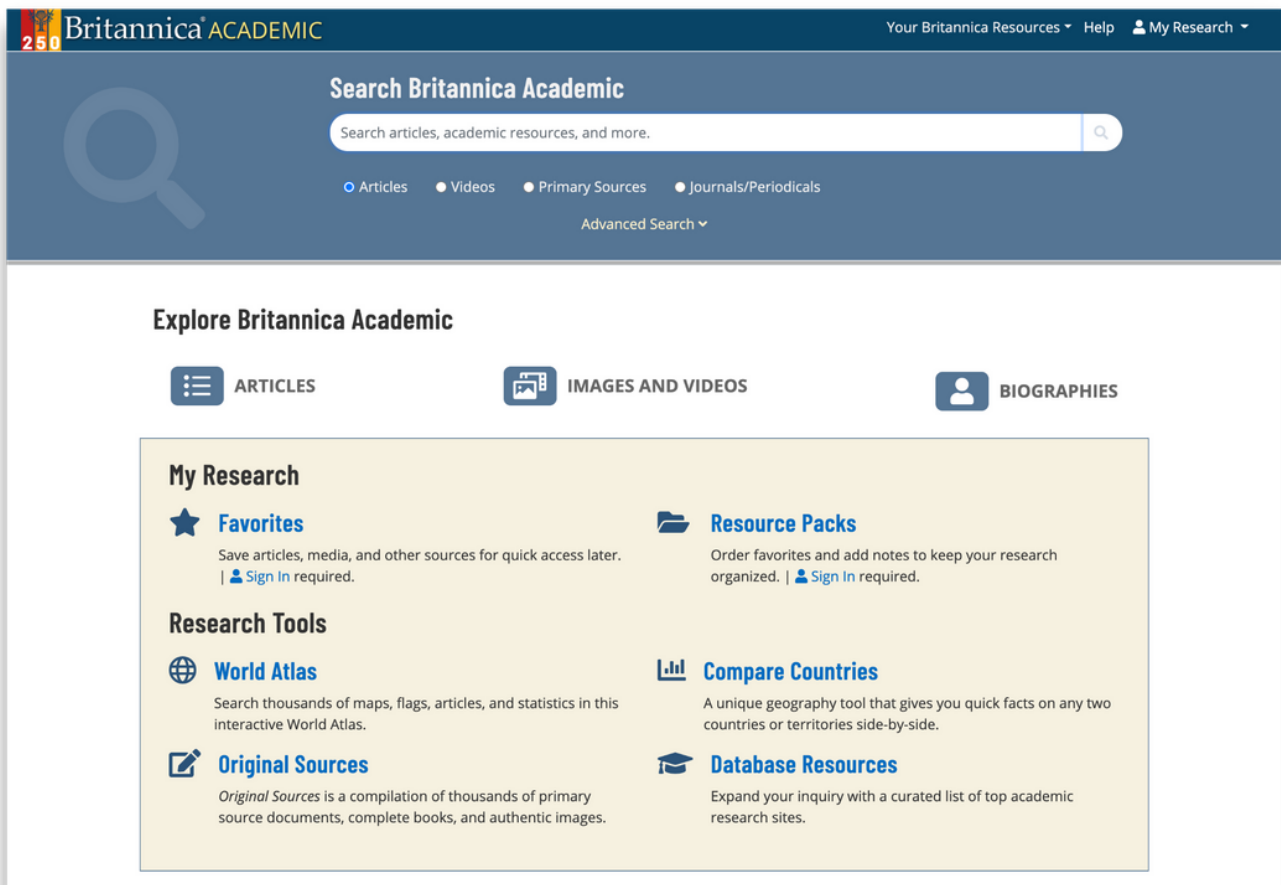


For over 250 years, Britannica has collaborated with experts, scholars, educators, designers and specialists as well as our global team of editors to provide safe, reliable and relevant information. We work diligently to review all content and produce digital learning products that are critical to providing a useful and enjoyable learning experience.

Britannica Digital Learning resources are designed in collaboration with educators, and content experts for the modern-day college, university and home learning environments.

We are passionate about igniting curiosity and spreading the joy of discovery to learners by bringing high quality, reliable and accessible learning resources to people all over the world.

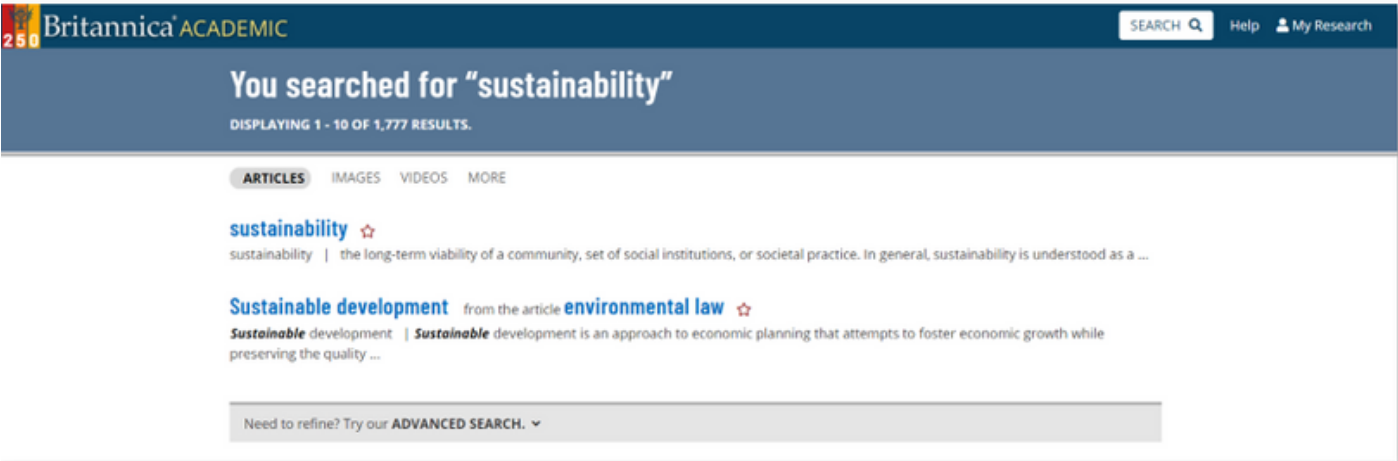
Britannica Academic Home Page



Britannica Academic is the go-to-site for high-quality, comprehensive information. The rich combination of the Encyclopaedia Britannica with many other databases and research tools provides a variety of reliable sources that users can rely on during the research process.

Browse the Home Page to conduct a search of Britannica content. Scroll down on the page to Explore features such as 'On this Day', news from BBC and New York Times, New and Revised content and much more!

Search Results



Articles

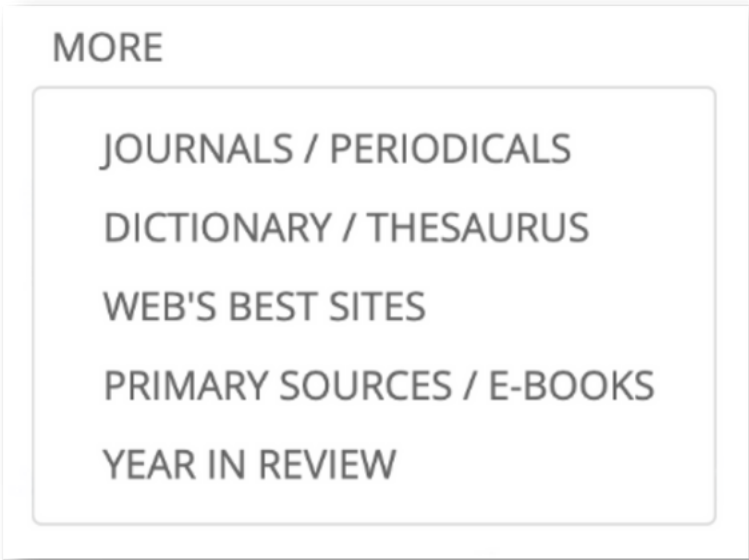
Explore over 100,000 Encyclopedia articles by selecting the 'Articles' tab.

Images

Browse through a wide selection of image content to support research and develop understanding of a topic. Select the Images tab to find images to support your research.

Videos

Britannica Academic allows users to explore our video content. Simply select the videos tab to explore video content related to your search.



More

Easily expand your research into a wide selection of content by selecting the 'More' icon. Here you can easily access Merriam Webster Dictionary, magazine and journal articles, Web's Best Sites and Primary Sources.

Article Page Tools

Share

Share Britannica across a number of different platforms by selecting the 'Share' icon. Choose between sharing via Email, Google Classroom, Google Drive and Microsoft Teams.

Favourite

Click on the star icon to add an article to your Favourites or a specific Resource Pack that you've created. This is a great way of planning for a research project and gathering content together in advance.

Print

Select the Print icon to print the article from your device.

The screenshot shows the Britannica Academic interface for the article 'Switzerland'. At the top, there's a dark blue header with the Britannica Academic logo, a search bar, and links for 'Help' and 'My Research'. Below the header, a large image of a Swiss mountain landscape is on the left. To its right, the title 'Switzerland' is displayed in large white text. Below the title, there are icons for sharing, favoriting, printing, and other functions. A navigation bar below the title includes tabs for 'ARTICLE', 'IMAGES & VIDEOS', 'RELATED', and 'ARTICLE HISTORY'. On the left side of the article content, there's a 'Table of Contents' and a 'Profile' section. The 'Profile' section lists 'Official name' as 'Swiss Confederation¹' and 'Form of government' as 'federal state with two legislative houses (Council of States [46]; National Council [200])'. The main content area starts with an 'Introduction' section, featuring a red square with a white cross (the Swiss flag) and text describing Switzerland as a federated country of central Europe, with its administrative capital in Bern and judicial center in Lausanne. It also mentions its small size and population relative to Scotland.

Cite

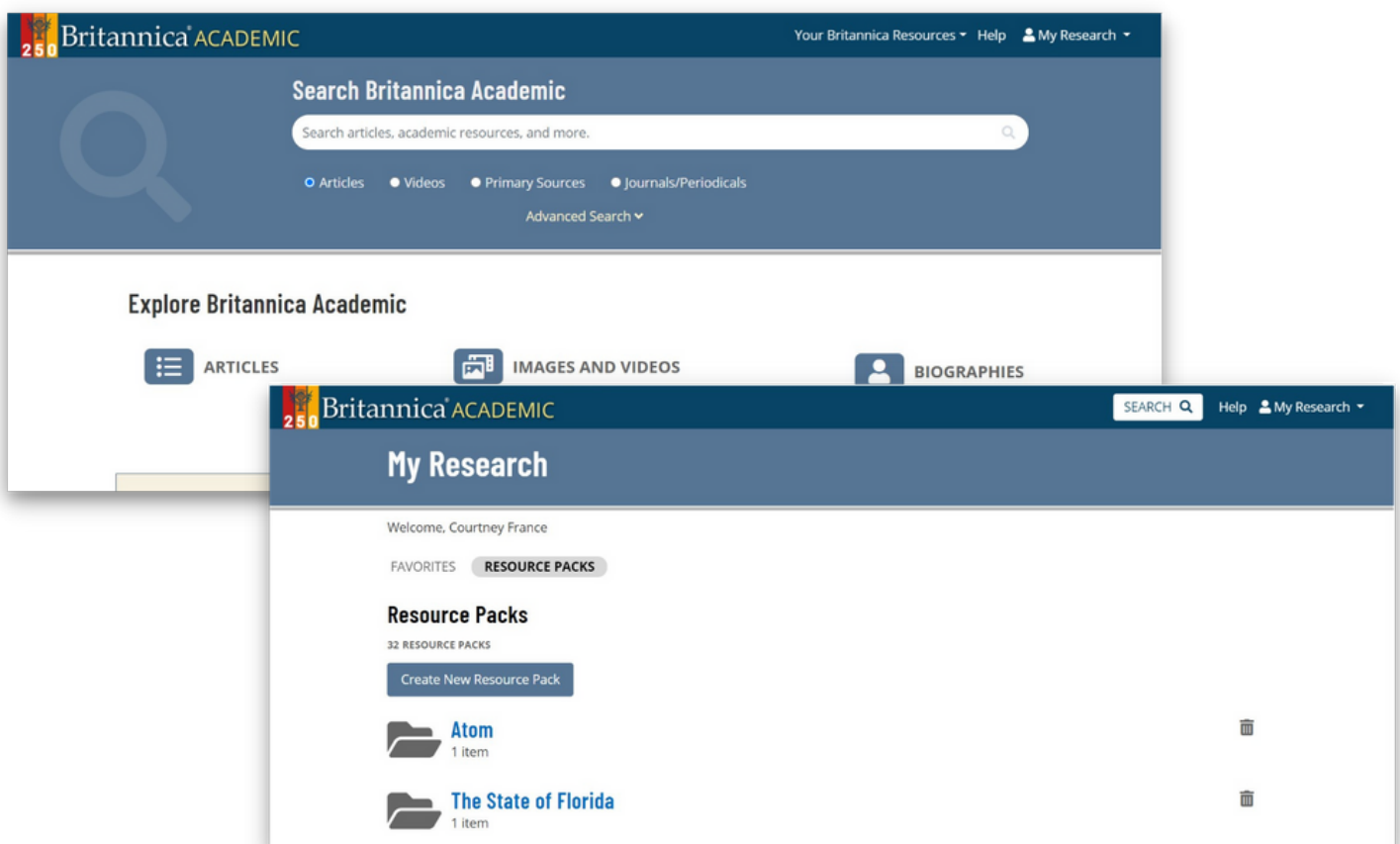
Reference your sources with the built-in citation tool. Britannica keeps this sometimes difficult process as simple as possible for all levels and abilities.

Close Reading Support

There are many ways to support readers with examining texts in detail. Use the Read Aloud tool to have the text read aloud while making notes. Analyse the meanings of key terms and words using our Quick Click Dictionary. Simply double click on the word to access the Merriam Webster Dictionary Definition. Support English Language Learners by translating content into over 80 languages.

My Research

Set yourself up with a personal 'My Research' account. Here, users are able to view their favoured content and organise it into Resource Packs. The notes section allows users to easily record notes on each piece of content.



Account Set Up

Select "My Research" in the upper right hand corner of any page of Britannica Academic. When the login box appears, select "Create an Account". Fill in the required information and select the "Create Account" button. Now you are ready to collect Britannica information and create Resource Packs to share with others.

How should users use Resource Packs?

Users can keep track of the content they have found as they research by organising it into a Resource Pack. They can use the notes section to write summaries of key points and other notes they collect as they research. Users can email and share the pack with tutors and peers to share their progress.



To learn more about scheduling, contact us:
enqbol@britannica.co.uk | +44 207 500 7800 | Britannica.co.uk